

### ■ Features

- SIP6 package with industry standard pinout
- Operating temperature range -40 ~ +90°C
- Comply to BS EN/EN55032 radiated Class A without additional components
- High efficiency up to 84%
- Protection: Short circuit
- 1.5KVDC I/O isolation
- Low cost
- 3 years warranty

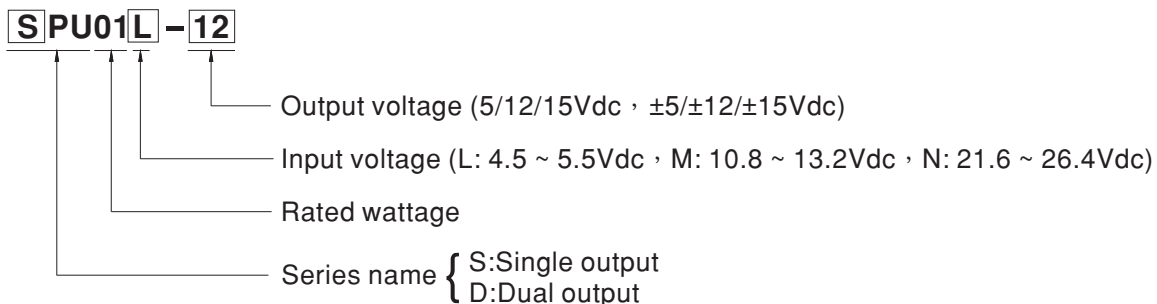
### ■ Applications

- Telecom/datacom system
- Wireless network
- Industrial control facility
- Instrument
- Analyzer
- Detector
- Data switch

### ■ Description

SPU01 and DPU01 series are 1W isolated and unregulated module type DC-DC converter with SIP6 package. It features international standard pins, a high efficiency up to 84%, wide working temperature range -40~+90°C, 1.5KVDC I/P-O/P isolation voltage, compliance to BS EN/EN55032 radiated Class A without additional components, short circuit protection, etc. The models account for different input voltage 5V/12V/24V±10%, and various output voltage, 5V/12V/15V for single output and ±5V/±12V/±15V for dual outputs, which are suitable for all kinds of systems, Such as industrial control, telecommunication field, distributed power architecture, and so on.

### ■ Model Encoding





MODEL SELECTION TABLE							
ORDER NO.	INPUT			OUTPUT		EFFICIENCY (TYP.)	CAPACITOR LOAD (MAX.)
	INPUT VOLTAGE (RANGE)	INPUT CURRENT		OUTPUT VOLTAGE	OUTPUT CURRENT		
		NO LOAD	FULL LOAD				
SPU01L-05	5V (4.5 ~ 5.5V)	40mA	253mA	5V	0 ~ 200mA	79%	220μF
SPU01L-12		45mA	255mA	12V	0 ~ 84mA	79%	220μF
SPU01L-15		45mA	258mA	15V	0 ~ 67mA	79%	220μF
DPU01L-05		45mA	260mA	±5V	±0 ~ 100mA	78%	*100μF
DPU01L-12		45mA	255mA	±12V	±0 ~ 42mA	78%	*100μF
DPU01L-15		45mA	270mA	±15V	±0 ~ 33mA	75%	*100μF
SPU01M-05	12V (10.8 ~ 13.2V)	15mA	104mA	5V	0 ~ 200mA	81%	220μF
SPU01M-12		15mA	104mA	12V	0 ~ 84mA	83%	220μF
SPU01M-15		15mA	103mA	15V	0 ~ 67mA	84%	220μF
DPU01M-05		15mA	105mA	±5V	±0 ~ 100mA	81%	*100μF
DPU01M-12		15mA	102mA	±12V	±0 ~ 42mA	83%	*100μF
DPU01M-15		15mA	108mA	±15V	±0 ~ 33mA	78%	*100μF
SPU01N-05	24V (21.6 ~ 26.4V)	7mA	52mA	5V	0 ~ 200mA	80%	220μF
SPU01N-12		7mA	52mA	12V	0 ~ 84mA	81%	220μF
SPU01N-15		8mA	52mA	15V	0 ~ 67mA	80%	220μF
DPU01N-05		7mA	54mA	±5V	±0 ~ 100mA	80%	*100μF
DPU01N-12		8mA	53mA	±12V	±0 ~ 42mA	80%	*100μF
DPU01N-15		8mA	55mA	±15V	±0 ~ 33mA	78%	*100μF

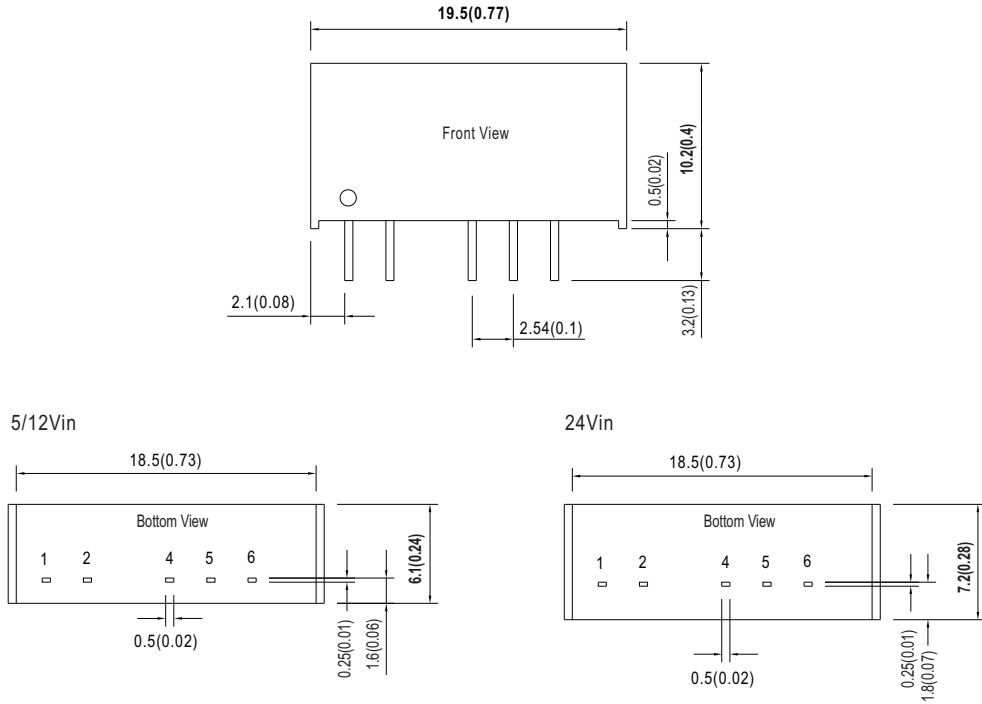
\* For each output



SPECIFICATION				
INPUT	VOLTAGE RANGE	L: 4.5 ~ 5.5Vdc , M: 10.8 ~ 13.2Vdc , N: 21.6 ~ 26.4Vdc		
	SURGE VOLTAGE (100ms max.)	5Vin models : 9Vdc ; 12Vin models : 18Vdc ; 24Vin models : 30Vdc		
	FILTER	Internal capacitor		
	PROTECTION	Fuse recommended. 500mA Slow-Blow Type for all models		
	INTERNAL POWER DISSIPATION	500mW		
OUTPUT	VOLTAGE ACCURACY	±3.0%		
	RATED POWER	1W		
	RIPPLE & NOISE Note.2	75mVp-p		
	LINE REGULATION Note.3	1.2% for 1% input variation		
	LOAD REGULATION Note.4	10%		
	SWITCHING FREQUENCY (Typ.)	24Vin: 75KHz, other: 100KHz		
PROTECTION	SHORT CIRCUIT	1 second max.		
ENVIRONMENT	COOLING	Free-air convection		
	WORKING TEMP.	-40 ~ +90°C (Refer to "Derating Curve")		
	CASE TEMPERATURE	+100°C max.		
	WORKING HUMIDITY	20% ~ 90% RH non-condensing		
	STORAGE TEMP., HUMIDITY	-55 ~ +125°C, 10 ~ 95% RH non-condensing		
	TEMP. COEFFICIENT	0.03% / °C (0 ~ 85°C)		
	SOLDERING TEMPERATURE	1.5mm from case of 1 ~ 3sec./260°C max.		
	VIBRATION	10 ~ 500Hz, 2G 10min./1cycle, period for 60min. each along X, Y, Z axes		
SAFETY & EMC ( Note.5)	SAFETY STANDARDS	EAC TP TC 004 approved		
	WITHSTAND VOLTAGE	I/P-O/P:1.5KVDC		
	ISOLATION RESISTANCE	I/P-O/P:100M Ohms / 500VDC / 25°C / 70% RH		
	ISOLATION CAPACITANCE (Typ.)	10pF		
	EMC EMISSION	Parameter	Standard	Test Level / Note
		Conducted	BS EN/EN55032(CISPR32)	N/A
		Radiated	BS EN/EN55032(CISPR32)	Class A
	EMC IMMUNITY	Parameter	Standard	Test Level / Note
		ESD	BS EN/EN61000-4-2	Level 2, ±8KV air, ±4KV contact
		Radiated Susceptibility	BS EN/EN61000-4-3	Level 2, 3V/m
		EFT/Burest	BS EN/EN61000-4-4	Level 1, 0.5KV
		Surge	BS EN/EN61000-4-5	Level 1, 0.5KV Line-Line
		Conducted	BS EN/EN61000-4-6	Level 2, 3V(e.m.f.)
Magnetic Field		BS EN/EN61000-4-8	Level 2, 3A/m	
OTHERS	MTBF	1500Khrs MIL-HDBK-217F(25°C)		
	DIMENSION (L*W*H)	5/12Vin models:19.5*6.1*10.2mm (0.77*0.24*0.40 inch); 24Vin models:19.5*7.2*10.2mm (0.77*0.28*0.40 inch)		
	CASE MATERIAL	Non-Conductive black plastic (UL 94V-0 rated)		
	PACKING	5/12Vin models: 1.8g; 24Vin models: 2.7g		
NOTE	<p>1.All parameters are specified at normal input(L:5Vdc, M:12Vdc, N:24Vdc), rated load, 25°C 70% RH ambient.</p> <p>2.Ripple &amp; noise are measured at 20MHz by using a 12" twisted pair terminated with a 0.1µf &amp; 47µf capacitor.</p> <p>3.Line regulation is measured from low line to high line at rated load.</p> <p>4.Load regulation is measured from 20% to 100% rated load.</p> <p>5.The final equipment must be re-confirm that it still meet EMC directives. For guidance on how to perform these EMC tests, please refer to "EMI testing of component power supplies."(as available on <a href="http://www.meanwell.com">http://www.meanwell.com</a>)</p> <p>※ Product Liability Disclaimer : For detailed information, please refer to <a href="https://www.meanwell.com/serviceDisclaimer.aspx">https://www.meanwell.com/serviceDisclaimer.aspx</a></p>			

## ■ Mechanical Specification

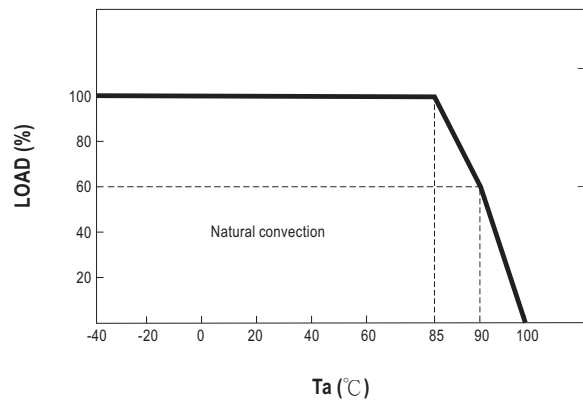
- All dimensions in mm (inch)
- Tolerance:  $x.x \pm 0.25\text{mm}$  ( $x.xx \pm 0.01"$ )  
 $x.xx \pm 0.13\text{mm}$  ( $x.xxx \pm 0.005"$ )
- Pin pitch tolerance:  $\pm 0.05\text{mm}$  ( $\pm 0.002"$ )



## ■ Plug Assignment

Pin-Out		
Pin No.	SPU01 (Single output)	DPU01 (Dual output)
1	+Vin	+Vin
2	-Vin	-Vin
4	-Vout	-Vout
5	No pin	Common
6	+Vout	+Vout

## ■ Derating Curve



## ■ Installation Manual

Please refer to : <http://www.meanwell.com/manual.html>