



Test Report: NTU-2200-112

2200W High Reliable True Sine Wave with UPS DC-AC Power Inverter

- **DESIGN VERIFY TEST**
 - Output Function Test
 - Input Function Test
 - Protection Function Test
 - Control Function Test
 - APPLICATION Test
 - Component Stress Test
- **SAFETY & E.M.C. TEST**
 - Safety Test
 - E.M.C. Test
- **RELIABILITY TEST**
 - ENVIRONMENT TEST

DESIGN VERIFY TEST

OUTPUT FUNCTION TEST

NO	TEST ITEM	SPECIFICATION	TEST CONDITION	RESULT
1	RATED POWER	2200W	IP: 12VDC Ta:25°C	<u>2254</u> W
2	MAXIMUM OUTPUT POWER (TYP)	(1)2530W/180sec. (2)3300w/10sec (3)SURGE POWER 4400W FOR 30CYCLE Vin (30 ± 5 CYCLE)	IP: 12.5VDC OP:TESTING LOAD Ta:25°C	(1) <u>109.3</u> V / <u>22.5</u> A / <u>180.1</u> Sec (2) <u>108.9</u> V / <u>29.4</u> A / <u>10.1</u> Sec (3) <u>106.7</u> V / <u>38.1</u> A / <u>33</u> Cycle

CH3:O/P VAC CH4:O/P IAC

Fig1

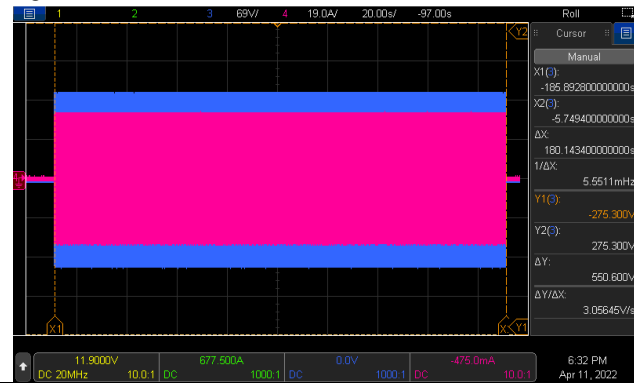


Fig2

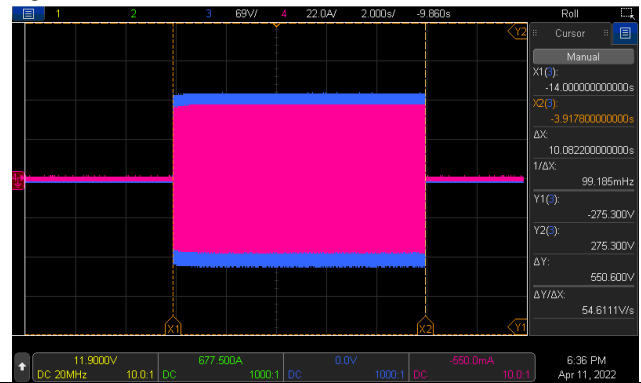
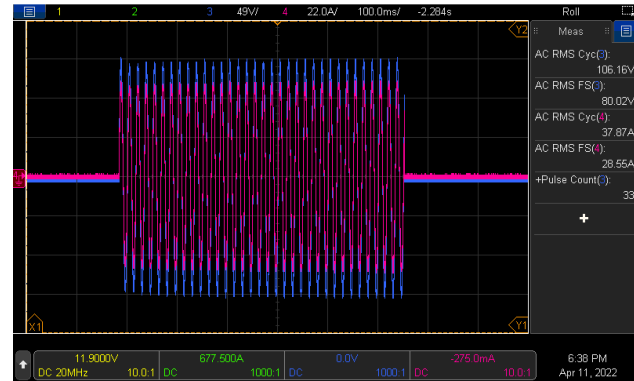


Fig3



3	AC Voltage	100 / 110 / 115 / 120Vac selectable by DIP S.W	IP: 12VDC OP: FULL LOAD Ta:25°C	DIP S.W 100VAC: <u>99.13</u> V DIP S.W 110VAC: <u>109.2</u> V DIP S.W 115VAC: <u>114.2</u> V DIP S.W 120VAC: <u>119.2</u> V
4	FREQUENCY	50/60Hz (±0.1HZ) selectable by DIP S.W	IP: 12VDC OP: FULL LOAD Ta:25°C	DIP S.W 50HZ: <u>50.04</u> HZ DIP S.W 60HZ: <u>59.96</u> HZ
5	WAVEFORM	True sine wave (THD<3%)	IP: 12.5VDC OP: 1650W (1) Vo(min) (2) Vo(nor) (3) Vo(max) Ta:25°C	(1) <u>1.74</u> % / Vo(min) (2) <u>1.47</u> % / Vo(nor) (3) <u>1.82</u> % / Vo(max)

CH3:O/P VAC CH4:O/P IAC

Fig1

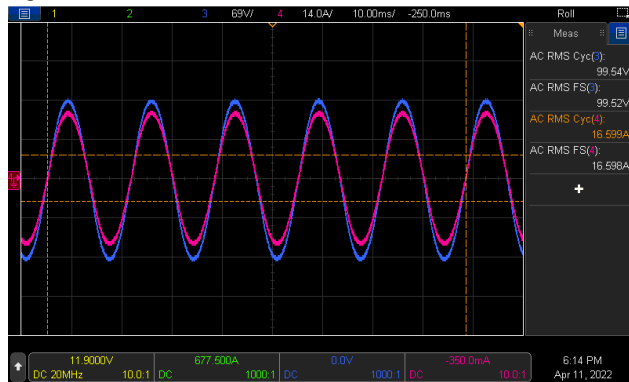


Fig2

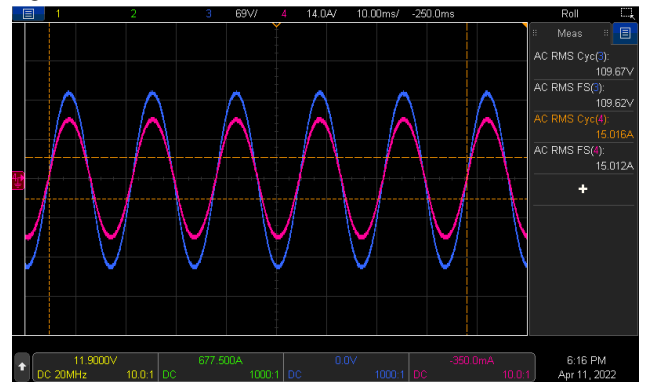
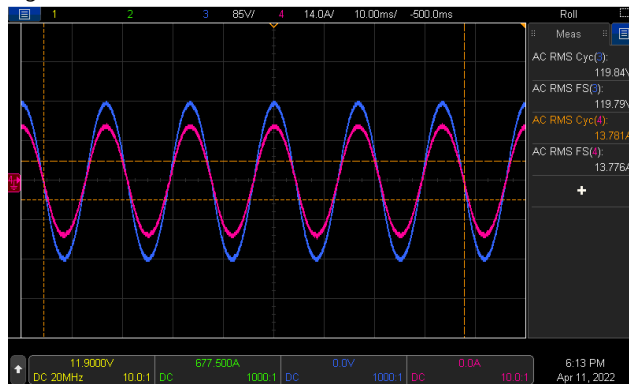


Fig3



6	AC REGULATION	±3%	IP: 12.5VDC OP: 1650W Ta:25°C	<u>-0.59</u> %
7	Overshoot /Undershoot	<±10%	IP: 12VDC OP: (1) full load turn on (2) no load turn on (3) full /no load change Ta:25°C	(1) <u>-5.9</u> % (2) <u>1.1</u> % (3) <u>-5.6</u> %
8	O/P voltage DC offset	Vin(nor)= <u>12</u> V · Vo<200mV · no load : <u>70</u> mV / full load: <u>81</u> mV		

9	LED STATUS	<ul style="list-style-type: none"> Status test <table border="1"> <thead> <tr> <th>LED</th> <th>Status</th> <th>RESULT</th> </tr> </thead> <tbody> <tr> <td>Green ●</td> <td>Inverter OK</td> <td>OK</td> </tr> <tr> <td>Orange ●</td> <td>Remote off</td> <td>OK</td> </tr> <tr> <td>Orange ☀</td> <td>No AC Output at Saving mode</td> <td>OK</td> </tr> <tr> <td>Red ●</td> <td>Inverter Fail</td> <td>OK</td> </tr> </tbody> </table> DC Input test <table border="1"> <thead> <tr> <th>LED</th> <th>Battery RANGE</th> <th>RESULT</th> </tr> </thead> <tbody> <tr> <td>Green ●</td> <td>12.5~15.5 Vdc±0.3v</td> <td>12.58Vdc ~15.46Vdc</td> </tr> <tr> <td>Orange ●</td> <td>11~ 12.5Vdc ±0.3v</td> <td>11.11Vdc ~ 12.49Vdc</td> </tr> <tr> <td>Red ●</td> <td><11.0 Vdc ±0.3v > 15.5vdc±0.3v</td> <td>< 11.03Vdc > 15.64Vdc</td> </tr> </tbody> </table> Load test <table border="1"> <thead> <tr> <th>LED</th> <th>LOAD RANGE</th> <th>RESULT</th> </tr> </thead> <tbody> <tr> <td>Green ●</td> <td>Min. load ~ 40%±5% LOAD</td> <td>Min. load ~ 38.6 %</td> </tr> <tr> <td>Orange ●</td> <td>40%±5% ~ 80%±5% LOAD</td> <td>41.8% ~ 78.6%</td> </tr> <tr> <td>Red ●</td> <td>≥ 80%±5% LOAD</td> <td>≥ 81.8%</td> </tr> </tbody> </table> AC Input <table border="1"> <thead> <tr> <th>LED</th> <th>LOAD RANGE</th> <th>RESULT</th> </tr> </thead> <tbody> <tr> <td>Green ●</td> <td>Utility OK</td> <td>OK</td> </tr> <tr> <td>Green ☀</td> <td>Utility error</td> <td>OK</td> </tr> <tr> <td>Colorless ○</td> <td>Utility disconnected</td> <td>OK</td> </tr> </tbody> </table> 	LED	Status	RESULT	Green ●	Inverter OK	OK	Orange ●	Remote off	OK	Orange ☀	No AC Output at Saving mode	OK	Red ●	Inverter Fail	OK	LED	Battery RANGE	RESULT	Green ●	12.5~15.5 Vdc±0.3v	12.58Vdc ~15.46Vdc	Orange ●	11~ 12.5Vdc ±0.3v	11.11Vdc ~ 12.49Vdc	Red ●	<11.0 Vdc ±0.3v > 15.5vdc±0.3v	< 11.03Vdc > 15.64Vdc	LED	LOAD RANGE	RESULT	Green ●	Min. load ~ 40%±5% LOAD	Min. load ~ 38.6 %	Orange ●	40%±5% ~ 80%±5% LOAD	41.8% ~ 78.6%	Red ●	≥ 80%±5% LOAD	≥ 81.8%	LED	LOAD RANGE	RESULT	Green ●	Utility OK	OK	Green ☀	Utility error	OK	Colorless ○	Utility disconnected	OK
		LED	Status	RESULT																																																	
		Green ●	Inverter OK	OK																																																	
		Orange ●	Remote off	OK																																																	
		Orange ☀	No AC Output at Saving mode	OK																																																	
		Red ●	Inverter Fail	OK																																																	
		LED	Battery RANGE	RESULT																																																	
		Green ●	12.5~15.5 Vdc±0.3v	12.58Vdc ~15.46Vdc																																																	
		Orange ●	11~ 12.5Vdc ±0.3v	11.11Vdc ~ 12.49Vdc																																																	
		Red ●	<11.0 Vdc ±0.3v > 15.5vdc±0.3v	< 11.03Vdc > 15.64Vdc																																																	
		LED	LOAD RANGE	RESULT																																																	
		Green ●	Min. load ~ 40%±5% LOAD	Min. load ~ 38.6 %																																																	
		Orange ●	40%±5% ~ 80%±5% LOAD	41.8% ~ 78.6%																																																	
		Red ●	≥ 80%±5% LOAD	≥ 81.8%																																																	
		LED	LOAD RANGE	RESULT																																																	
Green ●	Utility OK	OK																																																			
Green ☀	Utility error	OK																																																			
Colorless ○	Utility disconnected	OK																																																			

INPUT FUNCTION TEST

NO	TEST ITEM	SPECIFICATION	TEST CONDITION	RESULT
1	VOLTAGE RANGE (TYP)	10VDC~16.5VDC	IP: TESTING OP:NO LOAD/FULL LOAD Ta:25°C	<u>9.99</u> VDC~ <u>16.47</u> VDC/NO LOAD <u>10.08</u> VDC~ <u>16.54</u> VDC/FULL LOAD

			I/P: LOW-LINE=10.5V HIGH-LINE=16.2V O/P:FULL/MIN LOAD (PLEASE CHECK DERATING CURVE) ON:30Sec OFF:30Sec 10MIN (POWER ON/OFF NO DAMAGE) I/P: 12VDC O/P:FULL LOAD ON:30ec OFF:30ec 12Hr (POWER ON/OFF NO DAMAGE)	10MIN Test: <u>OK</u> 12Hr Test: <u>OK</u>
2	DC CURRENT (TYP)	250A	IP: 12VDC OP:FULL LOAD Ta:25°C	<u>211</u> A
3	NO LOAD DISSIPATION	$\leq 15W$ @ saving mode $\leq 25W$ @NON-Saving Mode	IP: 12VDC OP:NO LOAD Ta:25°C	<u>5.76</u> W @ saving mode <u>20.47</u> W @NON- Saving Mode
4	SAVING MODE TO NORMAL	$P_o \geq 25W$	IP: 12VDC OP: TESTING LOAD Ta:25°C	\geq <u>18.5</u> W
5	NORMAL TO SAVING MODE	$P_o \leq 10W$	IP: 12VDC OP: TESTING LOAD Ta:25°C	\leq <u>12.3</u> W
6	OFF MODE CURRENT DRAW (Typ.)	$\leq 2mA$	IP: 12VDC OP: Sw off Ta:25°C	<u>0.47</u> mA
7	EFFICIENCY(TYP)	1650W /89%	IP:12.5VDC OP: $P_o=1650W$ 110V/60HZ Ta:25°C	<u>90.5</u> %

AC UPS MODE(Only for NTU)

NO	TEST ITEM	SPECIFICATION	TEST CONDITION	RESULT	
1	AC Taper Voltage Range	AC input high / low line limit:No Load			
		AC Voltage	limit	Voltage Range	RESULT
		110V	High limit (To INV mode)	$V_{ac} > 128V \pm 4V$	<u>127.6</u> V
			Recovery to high (To AC mode)	$V_{ac} < 124V \pm 4V$	<u>122.6</u> V
			Low limit (To INV mode)	$V_{ac} < 92V \pm 4V$	<u>90.7</u> V
Recovery to low (To AC mode)	$V_{ac} > 96V \pm 4V$		<u>95.5</u> V		
2	FREQUENCY RANGE	45 ~ 65Hz	IP:12VDC OP: FULL LOAD Ta:25°C	TEST: <u>OK</u>	

3	TRANSFER TIME (TYP)	$t < 10\text{ms} \pm 3\text{ms}$ inverter \rightarrow by pass	IP: 12VDC OP: (1) no load (2) full load Ta:25°C	(1) no load a. INTER \rightarrow BY PASS <u>3.62</u> ms b. BY PASS \rightarrow INVERTER <u>8.1</u> ms (2) full load c. INTER \rightarrow BY PASS <u>2.02</u> ms d. BY PASS \rightarrow INVERTER <u>8.1</u> ms
---	---------------------	--	---	--

PROTECTION TEST

NO	TEST ITEM	SPECIFICATION	TEST CONDITION	RESULT
1	BAT LOW ALARM	11V \pm 0.3VDC	IP: TESTING OP: FULL LOAD SW: ON Ta:25°C	<u>11.03</u> V
2	BAT LOW SHUT DOWN	10V \pm 0.3VDC	IP: TESTING OP: FULL LOAD SW: ON Ta:25°C	<u>10.08</u> V
3	BAT LOW RESTART	12.5V \pm 0.3VDC	IP: TESTING OP: FULL LOAD SW: ON Ta:25°C	<u>12.49</u> V
4	BAT HIGH ALARM	15.5V \pm 0.3VDC	IP: TESTING OP: FULL LOAD SW: ON Ta:25°C	<u>15.64</u> V
5	BAT HIGH SHUT DOWN	16.5V \pm 0.3VDC	IP: TESTING OP: FULL LOAD SW: ON Ta:25°C	<u>16.54</u> V
6	BAT HIGH RESTART	15V \pm 0.3VDC	IP: TESTING OP: FULL LOAD SW: ON Ta:25°C	<u>14.96</u> V
7	BAT. POLARITY	By internal fuse open	IP: BAT +/- (Reverse) OP: FULL LOAD Ta:25°C	TEST: <u>OK</u>
8	OVER TEMPERATURE	Shut down o/p voltage: re-power on.	IP: HI LINE/LOW-LINE OP: FULL LOAD SW: ON Ta:25°C	Shut down o/p voltage, re-power on to recover LED DISPLAY: <u>OK</u>
9	OUTPUT SHORT	Shut down o/p voltage: re-power on	IP: 12VDC O/P: FULL LOAD SW: ON Ta:25°C	Shut down o/p voltage, re-power on to recover LED DISPLAY: <u>OK</u>
10	OVER LOAD (typ.)	105%~115%LOAD 180sec 115%~150%LOAD 10 sec Shut down o/p voltage, re-power on to recover	IP: 12VDC OP: TESTING SW: ON Ta:25°C	(1). <u>106.4 % ~ 113.6%</u> <u>180.1</u> sec (2). <u>116.8 % ~ 147.1%</u> <u>10.1</u> sec Shut down o/p voltage, re-power on to recover

CONTROL FUNCTION TEST

NO	TEST ITEM	SPECIFICATION	TEST CONDITION	RESULT
1	REMOTE CONTROL	(1) Power ON-OFF remote control by front panel dry contact connector (by RELAY) Open : Normal work Short : Remote off (2) IRC3	IP: 12VDC OP: FULL LOAD Ta:25°C	(1).Open : <u>Normal work</u> Short : <u>Remote off</u> TEST: Vo= <u>0.006V</u> Pin= <u>4.55 W</u> (2).TEST: <u>OK</u>

APPLICATION TEST

NO	TEST ITEM	SPECIFICATION	TEST CONDITION	RESULT
1	LAMP	LAMP: <u>862 W</u> · turn on <u>OK</u> LAMP: <u>1697 W</u> · turn on <u>OK</u> LAMP: <u>2099 W</u> · turn on <u>OK</u>	1. Vin=HIGH LINE 2. 110V/60Hz	TEST: <u>OK</u>
2	INDUCTION MOTOR	<u>0.22</u> HP	1. Vin=HIGH LINE 2. 110V/60Hz	TEST: <u>OK</u>
3	SWITCHING POWER SUPPLY	WITH PFC: <u>RSP-3000-48</u> O/P= <u>2054 W</u>	1. Vin=HIGH LINE 2. 110V/60Hz	TEST: <u>OK</u>
		NO PFC: <u>SE-1000-48</u> O/P= <u>1161 W</u>	1. Vin=HIGH LINE 2. 110V/60Hz	TEST: <u>OK</u>

COMPONENT WEAFORM TEST

NO	TEST ITEM	SPECIFICATION	TEST CONDITION	RESULT
1	DC TO DC Power Transistor (D to S) or (C to E) Peak Voltage	Q106 /Q112/Q126/Q132 Rated: 60 V / 195A	I/P: high line O/P: V(max)/Freq 60HZ VDS: O/P: (1)Full Load Turn On (2) Output Short (3)O.L.P(4400W) Turn On (4) NO LOAD Turn On (5) Saving mode Ta:25°C	Q106 Q112 VDS: VDS: (1) 42.4V (1) 41.7V (2) 42.4V (2) 41.7V (3) 49.8V (3) 49.1V (4) 43.8V (4) 38.8V (5) 39.6V (5) 38.8V Q126 Q132 VDS: VDS: (1) 42.0V (1) 42.4V (2) 42.0V (2) 42.4V (3) 49.5V (3) 50.2V (4) 42.0V (4) 39.9V (5) 40.3V (5) 39.2V

2	DC TO DC Diode Peak Voltage	D 901 Rated : 400V/ 20 A	I/P: high line O/P: V(max)/Freq 60HZ VDS: O/P: (1)Full Load Turn On (2) Output Short (3)O.L.P(4400W) Turn On (4) NO LOAD Turn On (5) Saving mode Ta:25°C	(1) 268V (2) 274V (3) 272V (4) 270V (5) 276V
3	DC BUS Capacitor Voltage	C905 Rated: 680u/315V	I/P: high line O/P: V(max)/Freq 60HZ VDS: O/P: (1)Full Load Turn On (2) Output Short (3)O.L.P(4400W) Turn On (4) NO LOAD Turn On (5) Saving mode Ta:25°C	C905 (1) 272V (2) 278V (3) 276V (4) 274V (5) 274V
4	DC TO AC Power Transistor (D to S) or (C to E) Peak Voltage)	Q 1 Rated: 650 V/ 40A	I/P: high line O/P: V(max)/Freq 60HZ VDS: O/P: (1)Full Load Turn On (2) Output Short (3)O.L.P(4400W) Turn On (4) NO LOAD Turn On (5) Saving mode Ta:25°C	Q1: VDS: (1) 302V (2) 360V (3) 315V (4) 287V (5) 287V
5	AUX PWM MOS	Q201 Rated: 130 A/ 100 V Q504 Rated : 130 A/ 100 V	I/P: high line O/P: V(max)/Freq 60HZ VDS: O/P: (1)Full Load Turn On (2) Output Short (3)O.L.P(4400W) Turn On (4) NO LOAD Turn On (5) Saving mode Ta:25°C	Q201 (1) 57.9V (2) 57.9V (3) 57.9V (4) 57.9V (5) 57.9V Q504 (1) 29.2V (2) 29.2V (3) 29.2V (4) 29.2V (5) 29.2V
6	Control IC Voltage Test	MCU IC U301 Rated 2.4V~ 3.6 V AUX IC U201 Rated 8.2V~30V CHARGE IC U501 Rated 8.4V~30V Gate Driver IC U1 Rated 3V~18V	I/P: high line O/P: V(max)/Freq 60HZ VDS: O/P: (1)Full Load Turn On (2) Output Short (3)O.L.P(4400W) Turn On (4) NO LOAD Turn On (5) Saving mode Ta:25°C	U301 (1) 3.31V (2) 3.31V (3) 3.31V (4) 3.33V (5) 3.31V U201 (1) 16.2V (2) 15.9V (3) 16.4V (4) 15.7V (5) 15.7V U501 (1) 12.6V (2) 12.6V (3) 12.6V (4) 12.6V (5) 12.6V U1 (1) 5.04V (2) 5.04V (3) 5.04V (4) 5.04V (5) 5.04V

SAFETY & EMC TEST
SAFETY TEST

NO	TEST ITEM	SPECIFICATION	TEST CONDITION	RESULT
1	WITHSTAND VOLTAGE	BAT I/P-AC O/P: 3 KVAC/min BAT I/P-AC I/P: 3 KVAC/min AC O/P-FG: 1.5 KVAC/min	BAT I/P-AC O/P 3.6 KVAC/min BAT I/P-AC I/P: 3.6 KVAC/min AC O/P-FG:1.8 KVAC/min Ta:25°C	BAT I/P-AC O/P: 11.05 mA BAT I/P-AC I/P: 10.88 mA AC O/P-FG: 7.17 mA NO DAMAGE
2	GROUNDING CONTINUITY	EN 60950 FG(PE) TO CHASSIS OR TRACE < 100 mΩ	40 A / 2min Ta:25°C	5mΩ

E.M.C TEST

NO	TEST ITEM	SPECIFICATION	TEST CONDITION	RESULT
1	CONDUCTION	█ FCC CLASS A	I/P: 12 VDC O/P: FULL LOAD/50% LOAD Ta:25°C	PASS
2	RADIATION	█ FCC CLASS A	I/P:12 VDC O/P: :FULL/50% LOAD Ta:25°C	PASS
3	Test by certified Lab & Test Report Prepare Any contradictions of the test results, please refer to the latest EMC test report			

Reliability Test

NO	TEST ITEM	SPECIFICATION	TEST CONDITION	RESULT	
1	TEMPERATURE RISE TEST	MODEL : NTU-200-112			
		1. ROOM AMBIENT BURN-IN : 2 HRS			
		I/P : 12 VDC O/P : FULL LOAD Ta= 25 °C			
		2. HIGH AMBIENT BURN-IN : 2 HRS I/P : 12VDC O/P : FULL LOAD Ta= 40 °C			
		I/P : 12VDC O/P : FULL LOAD Ta= 40 °C			
				ROOM AMBIENT Ta= 25 °C	HIGH AMBIENT Ta= 40 °C
		1	Q116	54.1°C	59.6°C
		2	C108	64.5°C	67.1°C
		3	C100	69.6°C	72.0°C
		4	Q112	49.3°C	55.8°C
		5	D902	62.0°C	61.1°C
		6	Q106	59.5°C	67.0°C
		7	T101 Core	70.7°C	74.1°C
		8	T101 Coil	54.0°C	57.6°C
		9	C148	66.8°C	69.4°C
10	C140	68.1°C	70.4°C		
11	T102 Core	68.5°C	73.8°C		
12	U301	35.8°C	47.7°C		
13	Q201	50.4°C	56.4°C		
14	R275	90.9°C	104.2°C		
15	LF26	67.2°C	71.3°C		

		<table border="1"> <thead> <tr> <th>NO</th> <th>Position</th> <th>ROOM AMBIENT Ta= 25 °C</th> <th>HIGH AMBIENT Ta= 40 °C</th> </tr> </thead> <tbody> <tr><td>16</td><td>D912</td><td>64.6°C</td><td>62.7°C</td></tr> <tr><td>17</td><td>D907</td><td>66.0°C</td><td>64.6°C</td></tr> <tr><td>18</td><td>C52</td><td>46.2°C</td><td>52.6°C</td></tr> <tr><td>19</td><td>D531</td><td>26.8°C</td><td>42.0°C</td></tr> <tr><td>20</td><td>T501</td><td>29.5°C</td><td>43.0°C</td></tr> <tr><td>21</td><td>Q504</td><td>29.5°C</td><td>42.7°C</td></tr> <tr><td>23</td><td>C511</td><td>35.4°C</td><td>46.2°C</td></tr> <tr><td>24</td><td>U501</td><td>30.8°C</td><td>43.5°C</td></tr> <tr><td>25</td><td>T202</td><td>44.8°C</td><td>51.3°C</td></tr> <tr><td>26</td><td>T201</td><td>51.6°C</td><td>53.8°C</td></tr> <tr><td>27</td><td>TSW2</td><td>76.8°C</td><td>60.3°C</td></tr> <tr><td>28</td><td>C905</td><td>41.0°C</td><td>48.6°C</td></tr> <tr><td>29</td><td>Q5</td><td>86.2°C</td><td>83.3°C</td></tr> <tr><td>30</td><td>R79</td><td>63.4°C</td><td>65.2°C</td></tr> <tr><td>31</td><td>Q7</td><td>84.5°C</td><td>82.0°C</td></tr> <tr><td>39</td><td>Q1</td><td>67.5°C</td><td>67.4°C</td></tr> <tr><td>33</td><td>L10</td><td>40.2°C</td><td>49.3°C</td></tr> <tr><td>34</td><td>TSW3</td><td>41.3°C</td><td>49.3°C</td></tr> <tr><td>35</td><td>C2</td><td>40.3°C</td><td>49.2°C</td></tr> <tr><td>36</td><td>LF1</td><td>47.1°C</td><td>55.7°C</td></tr> <tr><td>37</td><td>C5</td><td>25.7°C</td><td>42.0°C</td></tr> <tr><td>38</td><td>U201</td><td>71.3°C</td><td>71.5°C</td></tr> <tr><td>39</td><td>R115</td><td>82.0°C</td><td>89.2°C</td></tr> <tr><td>40</td><td>R155</td><td>69.8°C</td><td>76.5°C</td></tr> <tr><td>41</td><td>RTH7</td><td>59.2°C</td><td>65.2°C</td></tr> <tr><td>42</td><td>Q136</td><td>62.6°C</td><td>70.4°C</td></tr> <tr><td>43</td><td>Q123</td><td>55.9°C</td><td>63.3°C</td></tr> <tr><td>44</td><td>U1</td><td>41.6°C</td><td>50.7°C</td></tr> <tr><td>45</td><td>LF2</td><td>28.5°C</td><td>42.9°C</td></tr> <tr><td>46</td><td>C1</td><td>31.0°C</td><td>43.8°C</td></tr> <tr><td>47</td><td>ZNR1</td><td>30.2°C</td><td>43.7°C</td></tr> <tr><td>48</td><td>R58</td><td>55.1°C</td><td>57.0°C</td></tr> </tbody> </table>		NO	Position	ROOM AMBIENT Ta= 25 °C	HIGH AMBIENT Ta= 40 °C	16	D912	64.6°C	62.7°C	17	D907	66.0°C	64.6°C	18	C52	46.2°C	52.6°C	19	D531	26.8°C	42.0°C	20	T501	29.5°C	43.0°C	21	Q504	29.5°C	42.7°C	23	C511	35.4°C	46.2°C	24	U501	30.8°C	43.5°C	25	T202	44.8°C	51.3°C	26	T201	51.6°C	53.8°C	27	TSW2	76.8°C	60.3°C	28	C905	41.0°C	48.6°C	29	Q5	86.2°C	83.3°C	30	R79	63.4°C	65.2°C	31	Q7	84.5°C	82.0°C	39	Q1	67.5°C	67.4°C	33	L10	40.2°C	49.3°C	34	TSW3	41.3°C	49.3°C	35	C2	40.3°C	49.2°C	36	LF1	47.1°C	55.7°C	37	C5	25.7°C	42.0°C	38	U201	71.3°C	71.5°C	39	R115	82.0°C	89.2°C	40	R155	69.8°C	76.5°C	41	RTH7	59.2°C	65.2°C	42	Q136	62.6°C	70.4°C	43	Q123	55.9°C	63.3°C	44	U1	41.6°C	50.7°C	45	LF2	28.5°C	42.9°C	46	C1	31.0°C	43.8°C	47	ZNR1	30.2°C	43.7°C	48	R58	55.1°C	57.0°C
NO	Position	ROOM AMBIENT Ta= 25 °C	HIGH AMBIENT Ta= 40 °C																																																																																																																																				
16	D912	64.6°C	62.7°C																																																																																																																																				
17	D907	66.0°C	64.6°C																																																																																																																																				
18	C52	46.2°C	52.6°C																																																																																																																																				
19	D531	26.8°C	42.0°C																																																																																																																																				
20	T501	29.5°C	43.0°C																																																																																																																																				
21	Q504	29.5°C	42.7°C																																																																																																																																				
23	C511	35.4°C	46.2°C																																																																																																																																				
24	U501	30.8°C	43.5°C																																																																																																																																				
25	T202	44.8°C	51.3°C																																																																																																																																				
26	T201	51.6°C	53.8°C																																																																																																																																				
27	TSW2	76.8°C	60.3°C																																																																																																																																				
28	C905	41.0°C	48.6°C																																																																																																																																				
29	Q5	86.2°C	83.3°C																																																																																																																																				
30	R79	63.4°C	65.2°C																																																																																																																																				
31	Q7	84.5°C	82.0°C																																																																																																																																				
39	Q1	67.5°C	67.4°C																																																																																																																																				
33	L10	40.2°C	49.3°C																																																																																																																																				
34	TSW3	41.3°C	49.3°C																																																																																																																																				
35	C2	40.3°C	49.2°C																																																																																																																																				
36	LF1	47.1°C	55.7°C																																																																																																																																				
37	C5	25.7°C	42.0°C																																																																																																																																				
38	U201	71.3°C	71.5°C																																																																																																																																				
39	R115	82.0°C	89.2°C																																																																																																																																				
40	R155	69.8°C	76.5°C																																																																																																																																				
41	RTH7	59.2°C	65.2°C																																																																																																																																				
42	Q136	62.6°C	70.4°C																																																																																																																																				
43	Q123	55.9°C	63.3°C																																																																																																																																				
44	U1	41.6°C	50.7°C																																																																																																																																				
45	LF2	28.5°C	42.9°C																																																																																																																																				
46	C1	31.0°C	43.8°C																																																																																																																																				
47	ZNR1	30.2°C	43.7°C																																																																																																																																				
48	R58	55.1°C	57.0°C																																																																																																																																				
2	OVER LOAD BURN-IN TEST	NO DAMAGE 1 HOUR (MIN)	I/P : 12VDC O/P : 102%LOAD Ta : 25°C	TEST : OK																																																																																																																																			
3	LOW TEMPERATURE TURN ON TEST	TURN ON AFTER 2 HOUR	I/P : 12VDC O/P : 100%LOAD Ta= -30 °C	TEST : OK																																																																																																																																			
4	HIGH HUMIDITY HIGH TEMPERATURE HIGH VOLTAGE TURN ON TEST	AFTER 12 HOURS IN CHAMBER ON CONTROL 40 °C NO DAMAGE	I/P : 16.5VDC O/P : FULL LOAD Ta= 39 °C HUMIDITY= 95 %R.H	TEST : OK																																																																																																																																			

5	STORAGE TEMPERATURE TEST	1. Thermal shock Temperature : -45°C~ +90°C 2. Temperature change rate : 25°C / MIN 3. Dwell time low and high temperature : 30 MIN/EACH 4. Total test cycle : 10 CYCLE 5. Input /Output condition : STATIC	TEST : OK
6	THERMAL SHOCK TEST	1. Thermal shock Temperature : -30°C~ +45°C 2. Temperature change rate : 25°C / MIN 3. Dwell time low and high temperature : 30 MIN/EACH 4. Total test cycle : 16 CYCLE 5. Input /Output condition : 15cycle:12VDC/ FULL LOAD DC ON 11sec/DC OFF 1sec TEST 1cycle:12VDC/ FULL LOAD Burn In Test	TEST : OK
7	VIBRATION TEST	1 Carton & 1 Set (1) Waveform : Sine Wave (2) Frequency : 10~500Hz (3) Sweep Time : 10min/sweep cycle (4) Acceleration : 4G (5) Test Time : 60min in each axis (X.Y.Z) (6) Ta : 25°C	TEST : OK
8	CAPACITOR LIFE CYCLE	SUPPOSE C100 IS THE MOST CRITICAL COMPONENT (1) I/P : 12VDC O/P : FULL LOAD Ta= 25 °C LIFE TIME (2) I/P : 12VDC O/P : FULL LOAD Ta= 40 °C LIFE TIME (3) I/P : 12VDC O/P : FULL LOAD Ta= 40 °C LIFE TIME (4) I/P : 12VDC O/P : FULL LOAD Ta= 40 °C LIFE TIME	(1) 169209.2 HRS (2) 143277.1 HRS (3) 659834.7 HRS (4) 952387.3 HRS
9	MTBF	Conducted by Parts Stress Analysis Prediction 344.9K hrs min. Telcordia SR-332 (Bellcore) ; 34.8K hrs min. MIL-HDBK-217F (25°C)	
10	Ongoing Reliability Test	I/P : 12.5VDC O/P : 80% LOAD TA=50°C Demonstration Mean Time Between Failure : 30,000 hours	

TEST RESULT	TESTER	REVIEW	APPROVAL
PASS	Liutt		Wangdz

2020.10.1 TAG-QA-009