



### ■ Features :

- Low leakage current < 1mA
- Protections: Short circuit / Overload / Over voltage / Over temperature
- Cooling by free air convection
- Low profile: 31mm
- Conformal coated
- LED indicator for power on
- Low cost, high power reliability
- 100% full load burn-in test
- 2 years warranty



### ■ GTIN CODE

MW Search: <https://www.meanwell.com/serviceGTIN.aspx>

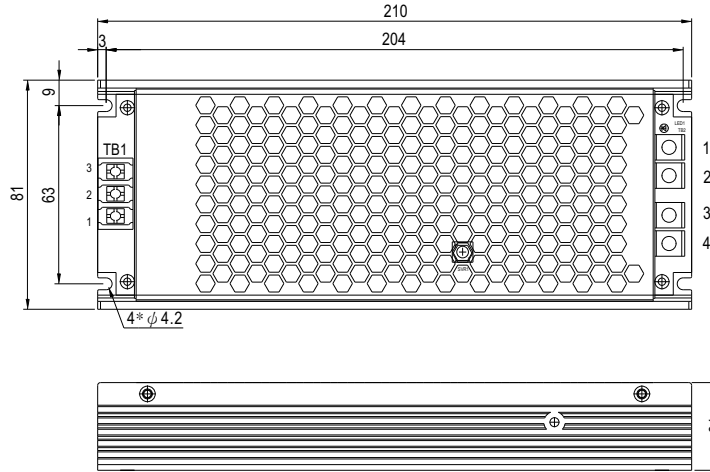


### SPECIFICATION

MODEL		HSN-300-4.2A	HSN-300-4.2B	HSN-300-5A	HSN-300-5B
OUTPUT	DC VOLTAGE	4.2V	4.2V	5V	5V
	RATED CURRENT <small>Note.2</small>	50A	60A	50A	60A
	CURRENT RANGE	0 ~ 50A	0 ~ 60A	0 ~ 50A	0 ~ 60A
	RATED POWER (convection)	210W	252W	250W	300W
	RIPPLE & NOISE (max.) <small>Note.3</small>	150mVp-p	150mVp-p	150mVp-p	150mVp-p
	VOLTAGE ADJ. RANGE	3.6~4.4V	3.6~4.4V	4.5~5.5V	4.5~5.5V
	VOLTAGE TOLERANCE <small>Note.4</small>	±3.0%	±3.0%	±3.0%	±3.0%
	LINE REGULATION	±0.5%	±0.5%	±0.5%	±0.5%
	LOAD REGULATION	±2.0%	±2.0%	±2.0%	±2.0%
	SETUP, RISE TIME	2500ms, 100ms/230VAC; 2500ms, 100ms/115VAC			
HOLD UP TIME (Typ.)	10ms/230VAC; 8ms/115VAC at full load				
INPUT	VOLTAGE RANGE	90~132VAC	180~264VAC or 254~373VDC	90~132VAC	180~264VAC or 254~373VDC
	FREQUENCY RANGE	47 ~ 63Hz			
	EFFICIENCY (Typ.)	85%		86%	
	AC CURRENT (Typ.)	3.0A/230VAC; 5.0A/115VAC			
	INRUSH CURRENT (Typ.)	Cold start 90A/230VAC			
LEAKAGE CURRENT	<1mA				
PROTECTION	OVERLOAD	A Type: 105~170% rated output power    B Type: 105~140% rated output power Protection type : Hiccup mode, recovers automatically after fault condition is removed			
	SHORT CIRCUIT	Protection type : Hiccup mode, recovers automatically after fault condition is removed			
	OVER VOLTAGE	4.7 ~ 5.7V		5.7 ~ 7.0V	
	OVER TEMPERATURE	Protection type : Shut down O/P voltage, recovers automatically after temperature goes down			
ENVIRONMENT	WORKING TEMP.	-20 ~ +70°C (Refer to "Derating Curve")			
	WORKING HUMIDITY	20 ~ 90% RH non-condensing			
	STORAGE TEMP., HUMIDITY	-40 ~ +85°C, 10 ~ 95% RH			
	TEMP. COEFFICIENT	±0.03%/°C (0 ~ 60°C)			
VIBRATION	10 ~ 500Hz, 3G 10min./1cycle, 60min. each along X, Y, Z axes				
SAFETY & EMC (Note 5)	SAFETY STANDARDS	UL60950-1, EAC TP TC 004 approved			
	WITHSTAND VOLTAGE	I/P-O/P: 3.0KVAC    I/P-FG: 2KVAC    O/P-FG: 0.5KVAC			
	ISOLATION RESISTANCE	I/P-O/P, I/P-FG, O/P-FG: 100M Ohms/500VDC/25°C / 70%RH			
	EMC EMISSION	Refer to EN55022 (CISPR22) Class A, EAC TP TC 020			
EMC IMMUNITY	Refer to EN61000-4-5; light industry level (surge 4KV), EAC TP TC 020				
OTHERS	MTBF	1758.2K hrs min.    Telcordia SR-332(Bellcore) ; 226.5K hrs min.    MIL-HDBK-217F (25°C)			
	DIMENSION	210*81*31mm (L*W*H)			
	PACKING	0.67kg; 20pcs/14.4kg/0.91CUFT			
NOTE	<p>1. All parameters NOT specially mentioned are measured at 230VAC input, rated load and 25°C of ambient temperature.</p> <p>2. Please refer to "static characteristics".</p> <p>3. Ripple &amp; noise are measured at 20MHz of bandwidth by using a 12" twisted pair-wire terminated with a 0.1uF &amp; 47uF parallel capacitor.</p> <p>4. Tolerance : line regulation and load regulation.</p> <p>5. Derating may be needed under low input voltages. Please check the static characteristics for more details.</p> <p>6. The power supply is considered a component which will be installed into a final equipment. The final equipment must be re-confirmed that it still meets EMC directives. (as available on <a href="https://www.meanwell.com/Upload/PDF/EMI_statement_en.pdf">https://www.meanwell.com/Upload/PDF/EMI_statement_en.pdf</a>)</p> <p>※ Product Liability Disclaimer : For detailed information, please refer to <a href="https://www.meanwell.com/serviceDisclaimer.aspx">https://www.meanwell.com/serviceDisclaimer.aspx</a></p>				

■ Mechanical Specification

CASE NO.:233A Unit:mm



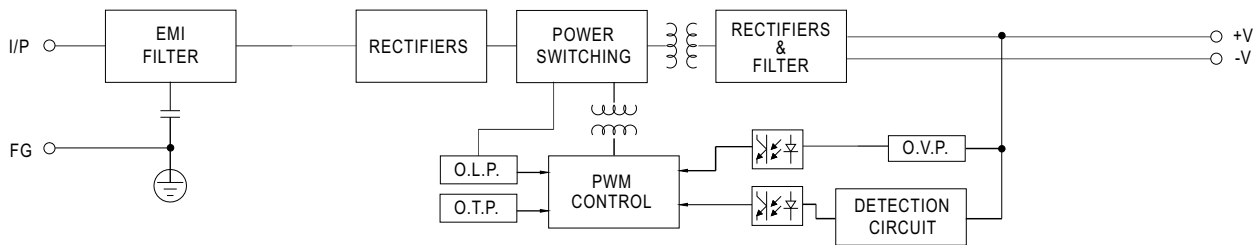
AC Input Terminal(TB1) pin NO. Assignment

Pin No.	Assignment	Terminal
1	AC/L	DG28C-B-03P-13-00AH
2	AC/N	
3	⊥	

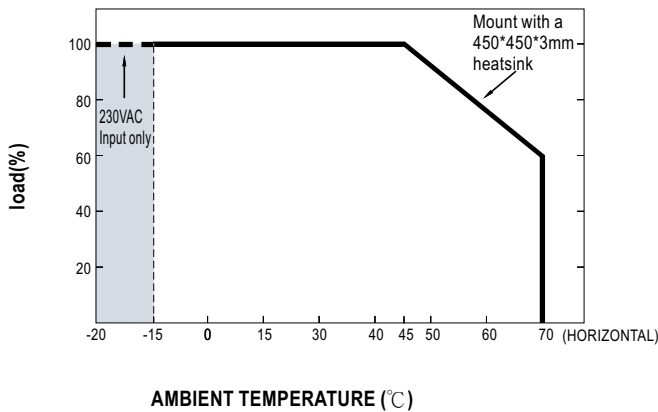
DC Output Terminal pin NO. Assignment

Pin No.	Assignment
1-2	-V
3-4	+V

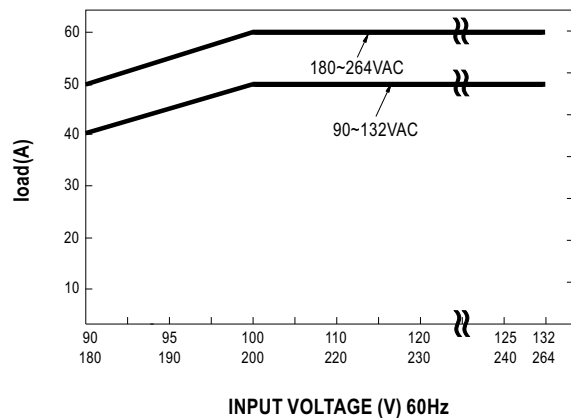
■ Block Diagram



■ Derating Curve



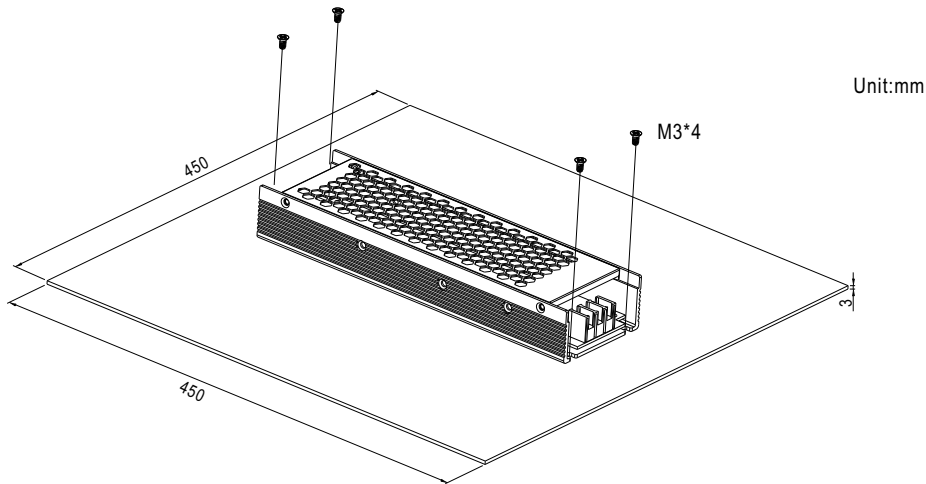
■ Static Characteristics



## ■ Installation

### 1. Operate with additional aluminum plate

In order to meet the "Derating Curve" and the "Static Characteristics", HSN-300 series must be installed onto an aluminum plate (or the cabinet of the same size) on the bottom. The size of the suggested aluminum plate is shown as below. And for optimizing thermal performance, the aluminum plate must have an even and smooth surface (or coated with thermal grease), and HSN-300 series must be firmly mounted at the center of the aluminum plate.



2. For heat dissipation, at least 5cm installation distance around the PSU should be kept, shown as below:

