



Test Report: GST360A15

360W AC-DC High Reliability Industrial Adaptor

■ DESIGN VERIFY TEST

Output Function Test

Input Function Test

Protection Function Test

Control Function Test

Component Stress Test

■ SAFETY & E.M.C. TEST

Safety Test

E.M.C. Test

■ RELIABILITY TEST

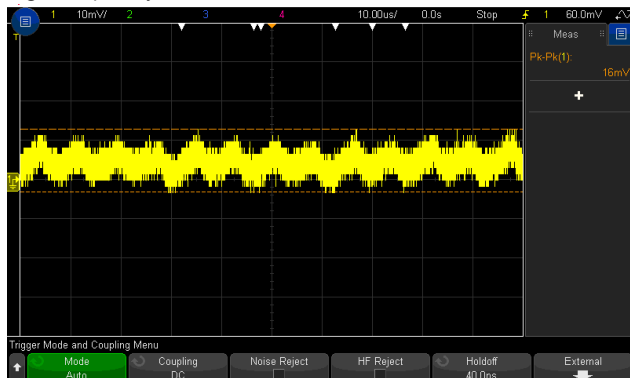
ENVIRONMENT TEST

■ DESIGN VERIFY TEST

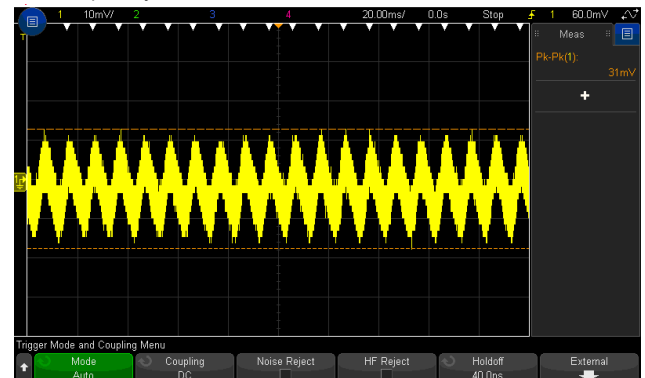
OUTPUT FUNCTION TEST

NO	TEST ITEM	SPECIFICATION	TEST CONDITION	RESULT
1	OUTPUT VOLTAGE(Max) TOLERANCE	V1: -5.0%~ +5.0 %	I/P: 85VAC /264VAC O/P:FULL/ MIN. LOAD Ta:25°C	V1: -1.38%~1.38%
2	LINE REGULATION (Max)	V1: -1.0%~ +1.0 %	I/P: 85VAC~ 264VAC O/P:FULL LOAD Ta:25°C	V1: -0.001%~0.85 %
3	LOAD REGULATION(Max)	V1: -5.0%~ +5.0 %	I/P: 230VAC O/P:FULL ~MIN LOAD Ta:25°C	V1: -1.38%~1.38%
4	OVER/UNDERSHOOT TEST	< ±5%	I/P: 230VAC O/P:FULL LOAD Ta:25°C	3.6%
5	RIPPLE & NOISE(Max)	V1: 120mVp-p	I/P:230VAC O/P:FULL LOAD Ta:25°C	31mVp-p

high frequency :

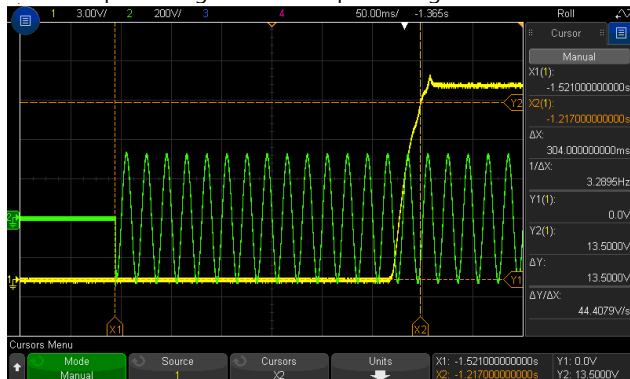


low frequency :

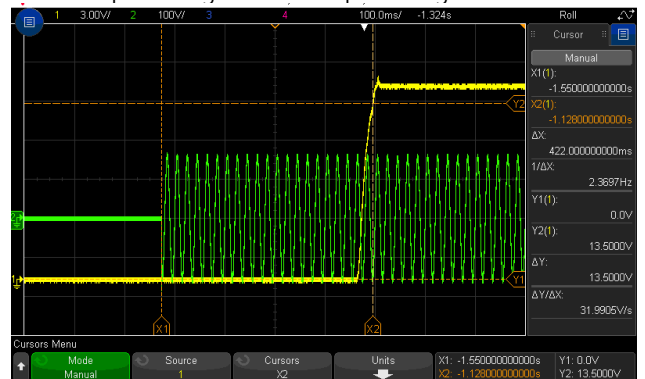


6	SET UP TIME(Max)	230VAC/2000ms 115VAC/2000ms	I/P : 230 VAC I/P : 115 VAC O/P : FULL LOAD Ta : 25°C	230VAC/304ms 115VAC/422ms
---	------------------	--------------------------------	--	------------------------------

INPUT=230VAC/50HZ @ FULL LOAD
CH1 : Output Voltage CH2 : AC Input Voltage



INPUT=115VAC/60HZ @ FULL LOAD
CH1 : Output Voltage CH2 : AC Input Voltage



7	RISE TIME (Max)	230VAC/50ms 115VAC/50ms	I/P : 230 VAC I/P : 115 VAC O/P : FULL LOAD Ta : 25°C	230VAC/ 25.03ms 115VAC/26.19ms
INPUT=230VAC/50HZ @ FULL LOAD CH1 : Output Voltage		INPUT=115VAC/60HZ @ FULL LOAD CH1 : Output Voltage		
8	HOLD UP TIME (Typ.)	230VAC/8ms 115VAC/8ms	I/P : 230 VAC I/P : 115 VAC O/P : FULL LOAD Ta : 25°C	230VAC/20.4ms 115VAC/20.4ms
INPUT=230VAC/50HZ @ FULL LOAD CH1 : Output Voltage CH2 : AC Input Voltage		INPUT=115VAC/60HZ @ FULL LOAD CH1 : Output Voltage CH2 : AC Input Voltage		
9	DYNAMIC LOAD	V1: 1500mVp-p	I/P: 230VAC O/P: (1)FULL/50%LOAD50%DUTY/120HZ (2)FULL/50%LOAD 50%DUTY / 1KHZ Ta:25°C	(1) 760mVp-p (2) 700mVp-p
FULL /50% LOAD 50%DUTY / 120HZ		FULL /50% LOAD 50%DUTY / 1KHZ		



10	TRANSIENT RECOVERY TIME	V1: 1500mVp-p	I/P: 230VAC O/P:40% LOAD CHANGE 50%DUTY/120HZ 1.25A/us	623mVp-p
----	-------------------------	---------------	--	----------

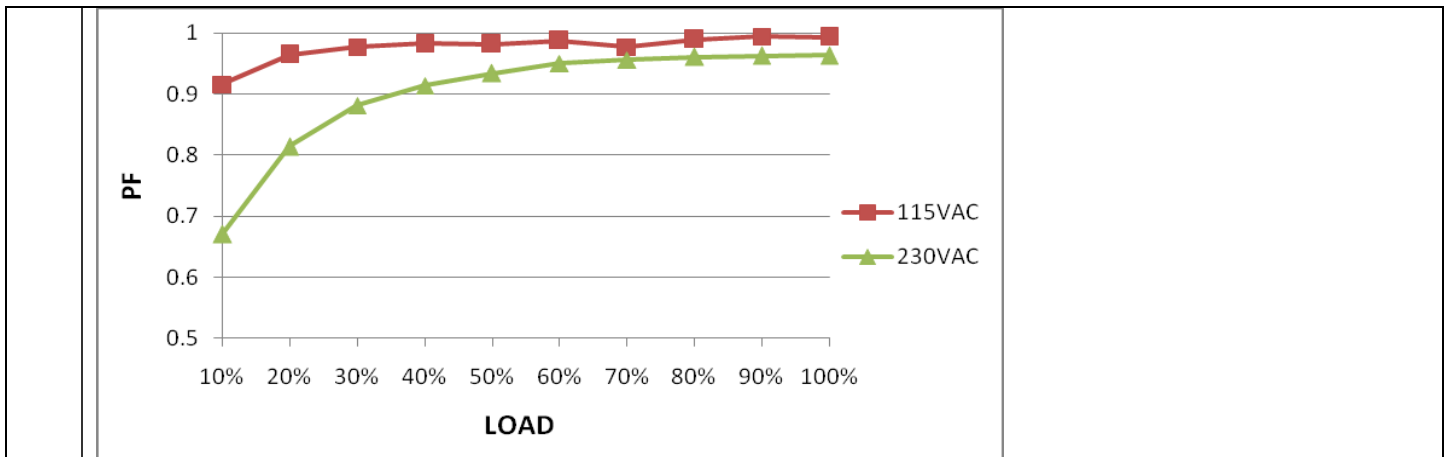
INPUT FUNCTION TEST

NO	TEST ITEM	SPECIFICATION	TEST CONDITION	RESULT
1	INPUT VOLTAGE RANGE	85VAC~264VAC 120VDC~ 370VDC	(1) I/P:TESTING O/P:FULL LOAD (2) I/P:DC TESTING(L:+ N:-) O/P: FULL / 50% LOAD (3) I/P:DC TESTING(L:- N:+) O/P: FULL / 50% LOAD Ta:25°C	(1)78.3V~264V (2)110Vdc~370Vdc/FULL LOAD 110Vdc~370Vdc/50% LOAD (3)110Vdc~370Vdc/FULL LOAD 110Vdc~370Vdc/50% LOAD
			I/P: LOW-LINE-3V=82 V HIGH-LINE+15%=300 V O/P:FULL/MIN LOAD (PLEASE CHECK DERATING CURVE) ON: 30 Sec OFF: 30 Sec 10MIN (POWER ON/OFF NO DAMAGE)	TEST: OK
2	INPUT FREQUENCY RANGE	47HZ ~63 HZ NO DAMAGE	I/P:85VAC ~264 VAC O/P:FULL~MIN LOAD Ta:25°C	TEST: OK
3	INPUT CURRENT (Typ.)	230V/ 2 A 115V/ 3.8 A	I/P : 230 VAC I/P : 115 VAC O/P : FULL LOAD Ta : 25°C	I =1.6466A/ 230VAC I =3.268A/ 115VAC
4	LEAKAGE CURRENT	< 1.5mA / 240 VAC	I/P : 240 VAC O/P : Min LOAD Ta : 25°C	0.51mA
5	NO LOAD CONSUMPTION	< 0.5W	I/P : 230VAC O/P : NO LOAD Ta : 25°C	0.38W
6	POWER FACTOR (Typ.)	0.95/ 230VAC 0.98/115VAC	I/P : 230 VAC I/P : 115 VAC O/P : FULL LOAD Ta : 25°C	PF=0.961/230VAC PF=0.991/115VAC
	PF vs LOAD			



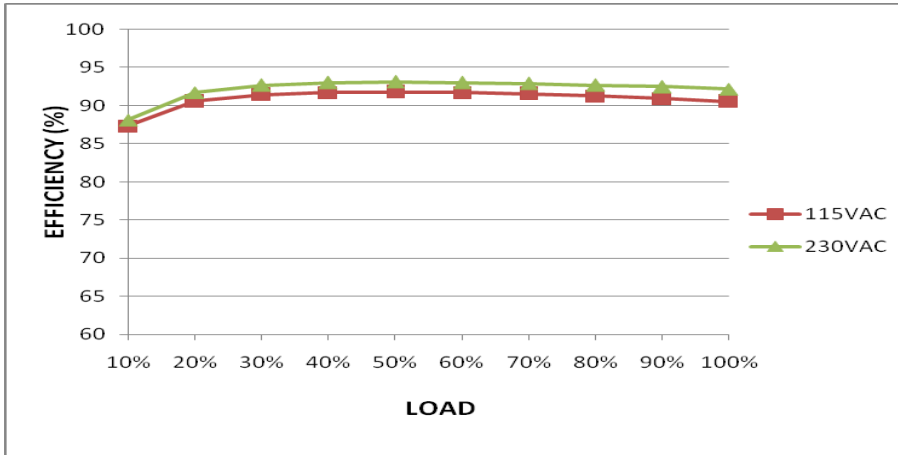
360W AC-DC High Reliability Industrial Adaptor

GST360A series



7	EFFICIENCY(Typ.)	92%	I/P:230 VAC O/P:FULL LOAD Ta:25°C	92.21%
---	------------------	-----	---	--------

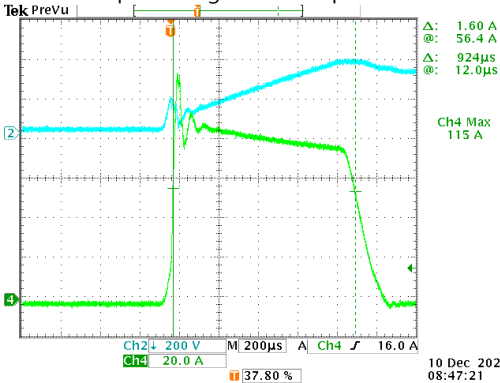
EFFICIENCY vs LOAD



8	INRUSH CURRENT(Typ.)	230V/120A 115V/95A COLD START	I/P : 230 VAC I/P : 115 VAC O/P : FULL LOAD Ta : 25°C	I =115A/ 230VAC I =90.4A/ 115VAC
---	----------------------	-------------------------------------	--	-------------------------------------

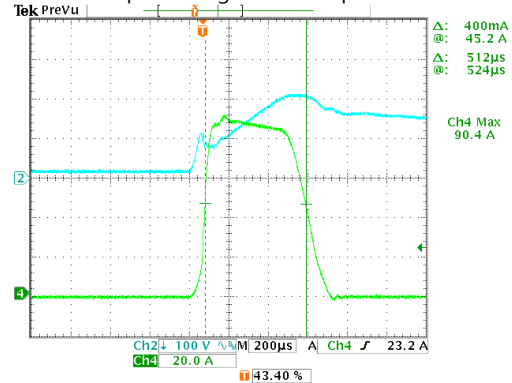
INPUT=230VAC/50HZ @ FULL LOAD

CH2 : AC Input Voltage CH4 : Input current



INPUT=115VAC/60HZ @ FULL LOAD

CH2 : AC Input Voltage CH4 : Input current





PROTECTION FUNCTION TEST

NO	TEST ITEM	SPECIFICATION	TEST CONDITION	RESULT
1	OVER LOAD PROTECTION	135%~155 % Protection type : Hiccup mode, recovers automatically after fault condition is removed	I/P: 264VAC I/P: 230VAC I/P: 100VAC O/P:TESTING Ta:25°C	142.6%/ 264VAC 142.6%/ 230VAC 142.4%/100VAC Protection type : Hiccup mode, recovers automatically after fault condition is removed
2	OVER VOLTAGE PROTECTION	105% ~ 135% rated output voltage Protection type : Shut down o/p voltage, re-power on to recover	I/P: 264VAC I/P: 230VAC I/P: 85VAC O/P:MIN LOAD Ta:25°C	18.1V/ 264VAC 18.1V / 230VAC 18.1V / 85VAC Protection type : Shut down o/p voltage, re-power on to recover
3	OVER TEMPERATURE PROTECTION	Protection type : Shut down o/p voltage, re-power on to recover	I/P: 264VAC I/P: 85VAC O/P:FULL LOAD	O.T.P. Active OK Protection type : Shut down o/p voltage, re-power on to recover

COMPONENT STRESS TEST

NO	TEST ITEM	SPECIFICATION	TEST CONDITION	RESULT
1	PWM Transistor (D to S) or (C to E) Peak Voltage	Q3/Q4 Rated : 21 A/ 600 V	AC ON/OFF I/P:High-Line +3V =267V VDS: O/P: (1)Full Load (2)Output Short (3)Dynamic Load Full Load/ Min. Load 90%Duty/1KHz (4)Dynamic Load Full Load/ Min. Load 90%Duty/3KHz (5)Dynamic Load Full Load/ Min. Load 90%Duty/5KHz (6)Dynamic Load 100% Load/ Min. Load 50%Duty/120Hz (7)0%→400% Load. Ta:25°C	Q3 Q4 VDS: VDS: (1) 427V (1)427V (2) 459V (2)455V (3) 435V (3)431V (4) 435V (4)427V (5) 439V (5)427V (6) 427V (6)439V (7) 431V (7)431V
2	P.F.C Transistor (D to S) or (C to E) Peak Voltage	Q1 Rated : 18 A/ 600 V	I/P:High-Line +3V =267 V AC ON/OFF O/P: (1)Full Load (2)Output Short (3)Dynamic Load Full Load/ Min. Load 90%Duty/1KHz (4)Dynamic Load Full Load/ Min. Load 90%Duty/3KHz (5)Dynamic Load Full Load/ Min. Load 90%Duty/5KHz (6)Dynamic Load 100% Load/ Min. Load 50%Duty/120Hz	Q1 Q2 VDS: VDS: (1) 487V (1) 487V (2) 423V (2) 423V (3) 483V (3) 491V (4) 478V (4) 483V (5) 487V (5) 491V (6) 483V (6) 483V (7) 415V (7) 411V



360W AC-DC High Reliability Industrial
Adaptor

GST360A series

			(7)0%→400% Load. Ta:25°C	
3	P.F.C DIODE	D21 Rated : 8A/ 600 V	I/P:High-Line +3V =267 V AC ON/OFF O/P: (1)Full Load (2)Output Short (3)Dynamic Load Full Load/ Min. Load 90%Duty/5KHz (4)Dynamic Load 100% Load/ Min. Load 50%Duty/120Hz Ta:25°C	(1) 443V (2) 435V (3) 439V (4) 451V
4	Diode Peak Voltage	Q100/Q112 Rated :74A/80V Q152/Q154 Rated : 74A/80V	AC ON/OFF I/P:High-Line +3V =267 V O/P: (1)Full Load (2)Output Short (3)Dynamic Load Full Load/ Min. Load 90%Duty/1KHz (4)Dynamic Load Full Load/ Min. Load 90%Duty/3KHz (5)Dynamic Load Full Load/ Min. Load 90%Duty/5KHz (6)Dynamic Load 100% Load/ Min. Load 50%Duty/120Hz (7)0%→400% Load. (8)NO LOAD Ta:25°C	Q100: VDS: (1) 45.5V (2) 52.4V (3) 49.4V (4) 45.5V (5) 45.9V (6) 54.0V (7) 52.8V (8) 34.7V Q112: VDS: (1) 47.1V (2) 50.8V (3) 46.3v (4) 45.9V (5) 45.9V (6) 47.1V (7) 47.9V (8) 34.3V Q152: VDS: (1) 39.1V (2) 38.3V (3) 38.3V (4) 38.3V (5) 38.3V (6) 38.3V (7) 38.3V (8) 34.0V Q154: VDS: (1) 42.7V (2) 41.1V (3) 41.5V (4) 41.9V (5) 41.5V (6) 41.5V (7) 33.9V (8) 35.6V
5	Input Capacitor Voltage	C5 Rated: : 220 μ / 400 V	I/P:High-Line +3V =267V O/P: (1)Full Load input on/off (2) Min load input on /Off (3)Full Load /Min load Change (4)Full load continue Ta:25°C	(1)395V (2)391V (3)398V (4)395V
6	Control IC Voltage Test	PWM IC U3 Rated -0.3V~ 20 V PFC IC U1 Rated -0.3V~ 20 V O/P IC U100 Rated -0.3V~ 26 V	AC ON/OFF I/P:High-Line +3V =267 V O/P(1)FULL LOAD (2) Output Short (3)O.L.P (4)O.V.P. (5)NO LOAD (LOW LINE) Ta:25°C	U3 (1) 15.9V (2) 15.9V (3) 15.9V (4) 15.9V (5) 10.3V U100 (1) 11.45V (2) 11.52V (3) 11.52V (4) 11.52V (5) 11.44V U1 (1) 15.1V (2) 15.1V



				(3) 15.1V (4) 15.1V (5) 9.7V
--	--	--	--	------------------------------------

■ SAFETY& E.M.C. TEST

SAFETY TEST

NO	TEST ITEM	SPECIFICATION	TEST CONDITION	RESULT
1	WITHSTAND VOLTAGE	I/P-O/P: 3KVAC/min I/P-FG :2KVAC/min	I/P-O/P: 3.6 KVAC/min I/P-FG: 2.4 KVAC/min Ta:25°C	I/P-O/P:3.82mA I/P-FG:3.48mA NO DAMAGE
2	ISOLATION RESISTANCE	I/P-O/P:500VDC>100MΩ I/P-FG: 500VDC>100MΩ	I/P-O/P: 600 VDC I/P-FG: 600 VDC Ta:25°C	I/P-O/P: 9999MΩ I/P-FG: 9999MΩ NO DAMAGE

E.M.C TEST

NO	TEST ITEM	SPECIFICATION	TEST CONDITION	RESULT
1	HARMONIC	BS EN/EN61000-3-2 GB9254	I/P:230VAC/50HZ O/P:FULL LOAD Ta:25°C	CLASS A
2	CONDUCTION	BS EN/EN55032(CISPR32),FCC PART 15 / CISPR22 ,CNS13438,GB17625.1 EAC TP TC 020,MSIP KN32	I/P : 230 VAC (50HZ)/120 VAC (60HZ) O/P : FULL/50% LOAD Ta : 25°C	CLASS B
3	RADIATION	BS EN/EN55032(CISPR32),FCC PART 15 / CISPR22 ,CNS13438,GB17625.1 EAC TP TC 020,MSIP KN32	I/P : 230 VAC (50HZ)/120 VAC (60HZ) O/P : FULL LOAD/50% LOAD Ta : 25°C	CLASS B
4	E.S.D	BS EN/EN61000-4-2 AIR : 15KV / Contact : 8KV	I/P : 230 VAC/50HZ O/P : FULL LOAD Ta : 25°C	CRITERIA A
5	E.F.T	BS EN/EN61000-4-4 INPUT : 1KV	I/P : 230 VAC/50HZ O/P : FULL LOAD Ta : 25°C	CRITERIA A
6	SURGE	BS EN/EN61000-4-5 L-N : 1KV L,N-PE : 2KV	I/P : 230 VAC/50HZ O/P : FULL LOAD Ta : 25°C	CRITERIA A
7	Test by certified Lab & Test Report Prepare Any contradictions of the test results, please refer to the latest EMC test report			



■ RELIABILITY TEST

ENVIRONMENT TEST

NO	TEST ITEM	SPECIFICATION	TEST CONDITION	RESULT																																																																																																																																								
1	TEMPERATURE RISE TEST	MODEL : GST360A12 1. ROOM AMBIENT BURN-IN : 2 HRS I/P : 230VAC O/P : FULL LOAD Ta= 25.8 °C 2. HIGH AMBIENT BURN-IN : 2HRS I/P : 230VAC O/P : FULL LOAD Ta= 43.1 °C																																																																																																																																										
			<table border="1"> <thead> <tr> <th>NO</th> <th>Position</th> <th>ROOM AMBIENT Ta= 25.8°C</th> <th>HIGH AMBIENT Ta=43.1°C</th> </tr> </thead> <tbody> <tr><td>1</td><td>LF2</td><td>68.1°C</td><td>83.9°C</td></tr> <tr><td>2</td><td>LF3</td><td>70.6°C</td><td>86.4°C</td></tr> <tr><td>3</td><td>BD2</td><td>72.9°C</td><td>88.6°C</td></tr> <tr><td>4</td><td>C3</td><td>68.5°C</td><td>84.2°C</td></tr> <tr><td>5</td><td>C6</td><td>71.9°C</td><td>87.8°C</td></tr> <tr><td>6</td><td>Q1</td><td>75.7°C</td><td>91.4°C</td></tr> <tr><td>7</td><td>Q2</td><td>74.3°C</td><td>90.0°C</td></tr> <tr><td>8</td><td>T1coil</td><td>80.7°C</td><td>96.5°C</td></tr> <tr><td>9</td><td>T1core</td><td>80.4°C</td><td>95.6°C</td></tr> <tr><td>10</td><td>T2 coil</td><td>80.2°C</td><td>95.9°C</td></tr> <tr><td>11</td><td>T2 core</td><td>79.3°C</td><td>93.8°C</td></tr> <tr><td>12</td><td>L1</td><td>74.9°C</td><td>90.9°C</td></tr> <tr><td>13</td><td>C33</td><td>79.3°C</td><td>95.1°C</td></tr> <tr><td>14</td><td>L3</td><td>71.8°C</td><td>87.7°C</td></tr> <tr><td>15</td><td>L4</td><td>75.0°C</td><td>90.9°C</td></tr> <tr><td>16</td><td>C5</td><td>77.3°C</td><td>93.2°C</td></tr> <tr><td>17</td><td>C41</td><td>77.6°C</td><td>93.4°C</td></tr> <tr><td>18</td><td>U1</td><td>77.4°C</td><td>93.4°C</td></tr> <tr><td>19</td><td>RTH2</td><td>77.4°C</td><td>93.3°C</td></tr> <tr><td>20</td><td>U3</td><td>80.1°C</td><td>96.1°C</td></tr> <tr><td>21</td><td>C114</td><td>85.4°C</td><td>101.5°C</td></tr> <tr><td>22</td><td>RTH4</td><td>78.1°C</td><td>93.7°C</td></tr> <tr><td>23</td><td>C101</td><td>80.3°C</td><td>96.2°C</td></tr> <tr><td>24</td><td>C105</td><td>85.3°C</td><td>101.4°C</td></tr> <tr><td>25</td><td>Q112</td><td>89.4°C</td><td>106.1°C</td></tr> <tr><td>26</td><td>Q100</td><td>89.3°C</td><td>105.9°C</td></tr> <tr><td>27</td><td>Q152</td><td>86.5°C</td><td>103.0°C</td></tr> <tr><td>28</td><td>Q154</td><td>84.4°C</td><td>101.0°C</td></tr> <tr><td>29</td><td>U101</td><td>79.4°C</td><td>95.4°C</td></tr> <tr><td>30</td><td>U4</td><td>77.9°C</td><td>93.8°C</td></tr> <tr><td>31</td><td>Q3</td><td>84.9°C</td><td>102.1°C</td></tr> <tr><td>32</td><td>Q4</td><td>85.6°C</td><td>102.7°C</td></tr> <tr><td>33</td><td>LF100</td><td>91.3°C</td><td>108.1°C</td></tr> </tbody> </table>	NO	Position	ROOM AMBIENT Ta= 25.8°C	HIGH AMBIENT Ta=43.1°C	1	LF2	68.1°C	83.9°C	2	LF3	70.6°C	86.4°C	3	BD2	72.9°C	88.6°C	4	C3	68.5°C	84.2°C	5	C6	71.9°C	87.8°C	6	Q1	75.7°C	91.4°C	7	Q2	74.3°C	90.0°C	8	T1coil	80.7°C	96.5°C	9	T1core	80.4°C	95.6°C	10	T2 coil	80.2°C	95.9°C	11	T2 core	79.3°C	93.8°C	12	L1	74.9°C	90.9°C	13	C33	79.3°C	95.1°C	14	L3	71.8°C	87.7°C	15	L4	75.0°C	90.9°C	16	C5	77.3°C	93.2°C	17	C41	77.6°C	93.4°C	18	U1	77.4°C	93.4°C	19	RTH2	77.4°C	93.3°C	20	U3	80.1°C	96.1°C	21	C114	85.4°C	101.5°C	22	RTH4	78.1°C	93.7°C	23	C101	80.3°C	96.2°C	24	C105	85.3°C	101.4°C	25	Q112	89.4°C	106.1°C	26	Q100	89.3°C	105.9°C	27	Q152	86.5°C	103.0°C	28	Q154	84.4°C	101.0°C	29	U101	79.4°C	95.4°C	30	U4	77.9°C	93.8°C	31	Q3	84.9°C	102.1°C	32	Q4	85.6°C	102.7°C	33	LF100	91.3°C	108.1°C	
NO	Position	ROOM AMBIENT Ta= 25.8°C	HIGH AMBIENT Ta=43.1°C																																																																																																																																									
1	LF2	68.1°C	83.9°C																																																																																																																																									
2	LF3	70.6°C	86.4°C																																																																																																																																									
3	BD2	72.9°C	88.6°C																																																																																																																																									
4	C3	68.5°C	84.2°C																																																																																																																																									
5	C6	71.9°C	87.8°C																																																																																																																																									
6	Q1	75.7°C	91.4°C																																																																																																																																									
7	Q2	74.3°C	90.0°C																																																																																																																																									
8	T1coil	80.7°C	96.5°C																																																																																																																																									
9	T1core	80.4°C	95.6°C																																																																																																																																									
10	T2 coil	80.2°C	95.9°C																																																																																																																																									
11	T2 core	79.3°C	93.8°C																																																																																																																																									
12	L1	74.9°C	90.9°C																																																																																																																																									
13	C33	79.3°C	95.1°C																																																																																																																																									
14	L3	71.8°C	87.7°C																																																																																																																																									
15	L4	75.0°C	90.9°C																																																																																																																																									
16	C5	77.3°C	93.2°C																																																																																																																																									
17	C41	77.6°C	93.4°C																																																																																																																																									
18	U1	77.4°C	93.4°C																																																																																																																																									
19	RTH2	77.4°C	93.3°C																																																																																																																																									
20	U3	80.1°C	96.1°C																																																																																																																																									
21	C114	85.4°C	101.5°C																																																																																																																																									
22	RTH4	78.1°C	93.7°C																																																																																																																																									
23	C101	80.3°C	96.2°C																																																																																																																																									
24	C105	85.3°C	101.4°C																																																																																																																																									
25	Q112	89.4°C	106.1°C																																																																																																																																									
26	Q100	89.3°C	105.9°C																																																																																																																																									
27	Q152	86.5°C	103.0°C																																																																																																																																									
28	Q154	84.4°C	101.0°C																																																																																																																																									
29	U101	79.4°C	95.4°C																																																																																																																																									
30	U4	77.9°C	93.8°C																																																																																																																																									
31	Q3	84.9°C	102.1°C																																																																																																																																									
32	Q4	85.6°C	102.7°C																																																																																																																																									
33	LF100	91.3°C	108.1°C																																																																																																																																									



360W AC-DC High Reliability Industrial
Adaptor

GST360A series

2	OVER LOAD BURN-IN TEST	NO DAMAGE 1 HOUR (MIN)	I/P : 230 VAC O/P : 123%LOAD Ta : 25°C	TEST : OK
3	LOW TEMPERATURE TURN ON TEST	TURN ON AFTER 2 HOUR	I/P : 264VAC/100VAC O/P : 100%LOAD Ta= -35°C	TEST : OK
4	HIGH HUMIDITY HIGH TEMPERATURE HIGH VOLTAGE TURN ON TEST	AFTER 12 HOURS IN CHAMBER ON CONTROL 40°C/95 %R.H NO DAMAGE	I/P : 272 VAC O/P : FULL LOAD Ta= 40.5°C HUMIDITY= 95 %R.H	TEST : OK
5	TEMPERATURE COEFFICIENT	$\pm 0.03\%/^{\circ}\text{C}(0\sim 40^{\circ}\text{C})$	I/P : 230 VAC O/P : FULL LOAD	$\pm 0.0061\%/^{\circ}\text{C}(0\sim 40^{\circ}\text{C})$
6	STORAGE TEMPERATURE TEST	-40~85°C	1. Thermal shock Temperature : -45°C~ +90°C 2. Temperature change rate : 25°C / MIN 3. Dwell time low and high temperature : 30 MIN/EACH 4. Total test cycle : 10 CYCLE 5. Input/Output condition : STATIC	
7	THERMAL SHOCK TEST	-30~40°C	1. Thermal shock Temperature : -35°C~ +45°C 2. Temperature change rate : 25°C / MIN 3. Dwell time low and high temperature : 30 MIN/EACH 4. Total test cycle : 16 CYCLE 5. Input/Output condition : 15cycle:230V/ FULL LOAD AC ON 3sec/AC OFF 1sec TEST 1cycle:230V/ FULL LOAD Burn In Test	
8	VIBRATION TEST	10 ~ 500Hz, 2G 10min./1cycle, 60min. each along X, Y, Z axes	1 Carton & 1 Set (1) Waveform : Sine Wave (2) Frequency : 10~500Hz (3) Sweep Time : 10min/sweep cycle (4) Acceleration : 3G (5) Test Time : 180min in each axis (X.Y.Z) (6) Ta : 25°C	
9	CAPACITOR LIFE CYCLE	SUPPOSE C105 IS THE MOST CRITICAL COMPONENT (1) I/P: 230VAC O/P: FULL LOAD Ta= 25 °C LIFE TIME (2) I/P: 230VAC O/P: FULL LOAD Ta= 40 °C LIFE TIME (3) I/P: 230VAC O/P: 75% LOAD Ta= 40 °C LIFE TIME (4) I/P: 230VAC O/P: 50% LOAD Ta= 40 °C LIFE TIME		(1) 41769.5HRS (2) 34401HRS (3) 58762.9HRS (4) 144660.6HRS
10	MTBF	Conducted by Parts Stress Analysis Prediction 2068.5K hrs min. Telcordia SR-332 (Bellcore) ; 269K hrs min. MIL-HDBK-217F (25°C)		
11	Ongoing Reliability Test	I/P : 230VAC O/P : 80% LOAD TA=50°C Demonstration Mean Time Between Failure : 30,000 hours		

TEST RESULT	TESTER	REVIEW	APPROVAL
PASS	Liutt		Wangdz

2020.10.1 TAG-QA-009